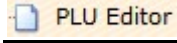
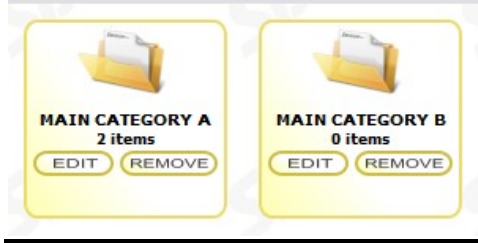

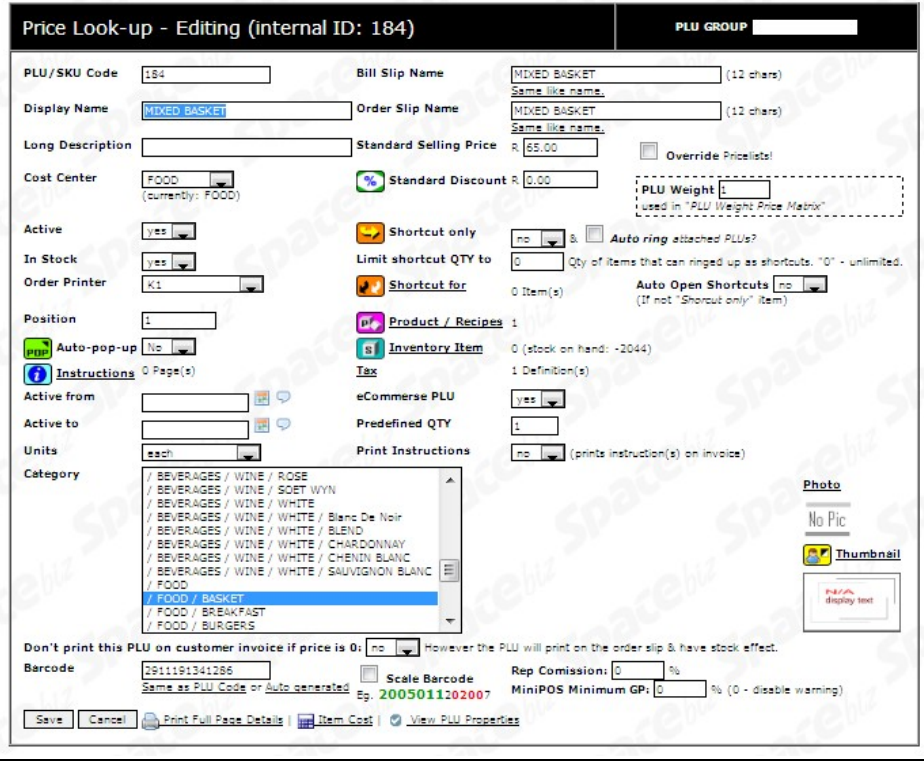


ACTIVATE / DEACTIVATE A PLU BUTTON

<p>Navigate to the PLU Editor</p>	
<p>Navigate to the PLU Category folder where the PLU Sales button is located</p>	
<p>Click on the FOLDER NAME</p>	
<p>Click on PLU Name to open.</p>	

Select whether the PLU is active or not from the drop down menu	<p>Active <input type="text" value="yes"/></p>
Click SAVE	<p><input type="button" value="Save"/></p>
A non-active PLU button display as such	