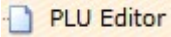
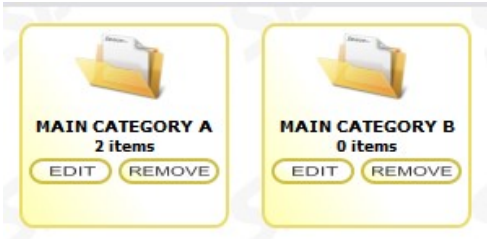

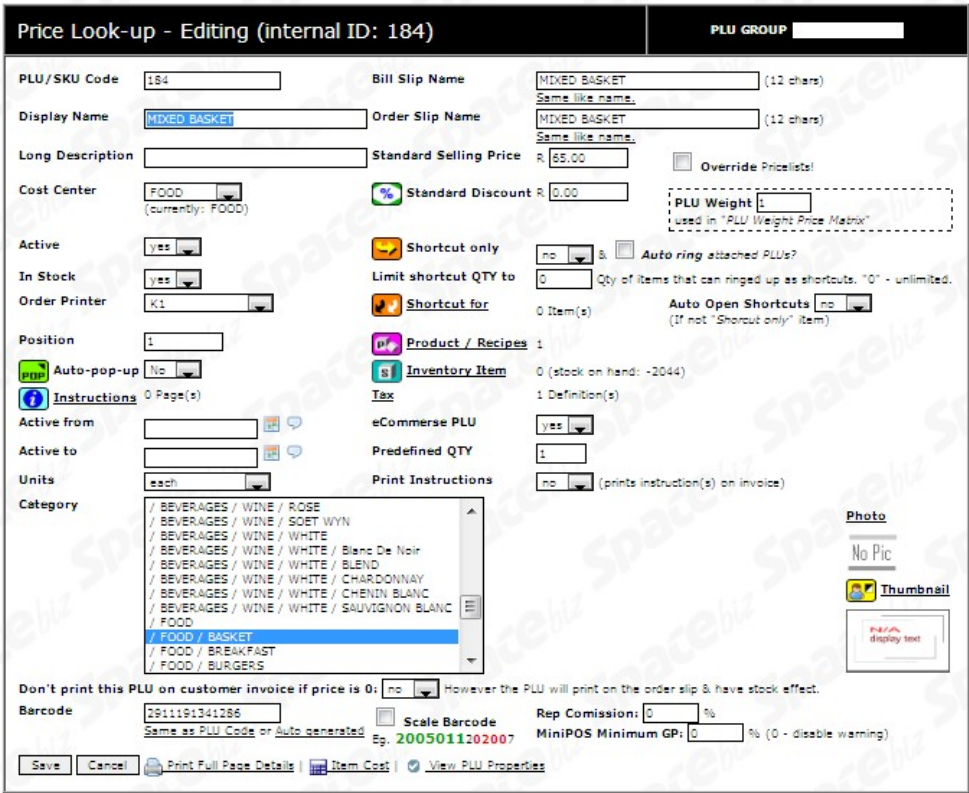


SET PLU TO PRINT INSTRUCTION SETS

(prints instruction(s) on invoice)

<p>Navigate to the PLU Editor</p>	
<p>Navigate to the PLU Category folder where the PLU Sales button is located</p>	
<p>Click on the FOLDER NAME</p>	
<p>Click on PLU Name to open.</p>	

Select YES / NO from PRINT INSTRUCTIONS	Print Instructions <input type="text" value="no"/> (prints instruction(s) on invoice)
Click SAVE	<input type="button" value="Save"/>